



Prefinished Aluminum Sheet 040 x 48"

POPULAR SIZES (SHEETS PER 500 lb CASE)
48" x 96" (28) | 48" x 120" (23) | 48" x 144" (19)

SAF 201, Clear Anodized
SAF 244, Dk Bronze Anodized
SAF 245, Extra Dk Bronze Anodized
SAF 246 Black Anodized
SAF 434, Dk Statuary Bronze Fluorocarbon
SAF 434, Classic Bronze/Black Fluorocarbon 2-sides
SAF 434, White Fluorocarbon

Stock Aluminum Sheet 5005 AQ

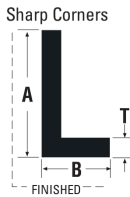
Mill Finish Stock Sizes	Lbs./Sq. ft.	Lbs./Sheet	Sheets/Case 500 lbs
.032 x 48 x 96	0.452	14.664	35
.032 x 48 x 120		18.080	28
.040 x 36 x 96		13.536	37
.040 x 36 x 120		16.920	30
.040 x 36 x 144		20.304	25
.040 x 48 x 96	0.564	18.048	28
.040 x 48 x 120		22.560	23
.040 x 48 x 144		27.072	19
.050 x 48 x 96		22.592	23
.050 x 48 x 120	0.706	28.240	18
.050 x 48 x 144		33.888	15
.063 x 36 x 96		21.336	24
.063 x 36 x 120		26.670	19
.063 x 36 x 144		32.004	16
.063 x 48 x 96	0.889	28.448	18
.063 x 48 x 120		35.560	15
.063 x 48 x 144		42.672	12
.063 x 60 x 120		44.000	12
.063 x 60 x 144		53.340	10
.080 x 48 x 96		36.064	14
.080 x 48 x 120	1.127	45.080	12
.080 x 48 x 144		54.096	10
.090 x 36 x 96		30.576	17
.090 x 36 x 120		38.220	14
.090 x 36 x 144		45.864	11
.090 x 48 x 96	1.274	40.768	13
.090 x 48 x 120		50.960	10
.090 x 48 x 144		61.152	9
.125 x 36 x 96		42.336	12
.125 x 36 x 120		52.920	10
.125 x 36 x 144		63.504	8
.125 x 48 x 96		56.448	9
.125 x 48 x 120	1.764	70.560	8
.125 x 48 x 144		84.672	6
.125 x 60 x 168		98.784	6
.125 x 60 x 96		70.560	8
.125 x 60 x 120		88.200	6
.125 x 60 x 144		105.840	5

RECTANGULAR TUBING Sharp Corners



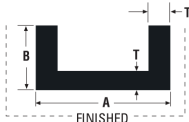
Sect. No.	DIMENSIONS				Wght per Lgth
	A	B	T	Lgth	
t121	1/2"	1"	1/8"	21.08	8.075
t34112	3/4"	1-1/2"	1/8"	24.08	14.566
t1112	1"	1-1/2"	1/8"	24.08	16.304
t12	1"	2"	1/8"	24.08	20.109
t13	1"	3"	1/8"	24.08	27.117
t14	1"	4"	1/8"	24.08	34.342
t16	1"	6"	1/8"	24.08	49.659
t11421	1-1/4"	2-1/2"	1/8"	24.08	25.287
t1122	1-1/2"	2"	1/8"	24.08	23.454
t134214	1-3/4"	2-1/4"	1/8"	24.08	27.117
t1343	1-3/4"	3"	1/8"	24.08	32.247
79839	1-3/4"	4"	1/8"	24.08	39.737
t13441	1-3/4"	4-1/2"	1/8"	24.08	43.349
t1345	1-3/4"	5"	1/8"	24.08	47.058
t23	2"	3"	1/8"	24.08	34.342
t24	2"	4"	1/8"	24.08	41.567
t212	2"	4-1/2"	1/8"	24.08	45.180
t25	2"	5"	1/8"	24.08	48.744
t26	2"	6"	1/8"	24.08	56.017
t28	2"	8"	1/8"	24.08	70.419
t34	3"	4"	1/8"	24.08	48.792
t36	3"	6"	1/8"	24.08	63.218
t46	4"	6"	1/8"	24.08	70.804

ANGLES - UNEQUAL LEGS Sharp Corners



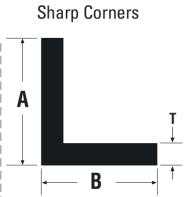
Sect. No.	DIMENSIONS				Wght per Lgth
	A	B	T	Lgth	
1944	3/4"	3/8"	3/32"	16"	1.856
13754	3/4"	1/2"	1/16"	16"	1.424
1943	1"	1/2"	3/32"	16"	2.528
7201	1"	1/2"	1/8"	16"	3.296
7385	1"	3/4"	1/8"	16"	3.904
2927	1"	4"	1/8"	16"	11.896
895	1-1/4"	1/2"	1/8"	16"	3.904
8392	1-1/2"	1/2"	1/8"	16"	4.496
5137	1-1/2"	3/4"	1/8"	16"	5.104
7613	1-1/2"	1"	1/8"	16"	5.696
870701	1-3/4"	7/8"	1/16"	16"	3.056
158262	1-3/4"	1"	1/8"	16"	6.304
7257	1-3/4"	1-5/8"	1/16"	16"	3.824
205621	2"	3/4"	1/8"	16"	6.304
6844	2"	1"	1/8"	16"	6.896
17338	2"	1-1/2"	1/8"	16"	8.096
205701	2"	4"	1/8"	24"	21.217
205631	2-1/2"	1"	1/8"	16"	8.096
205641	2-1/2"	1-1/2"	1/8"	16"	9.296
7035	3"	1"	1/8"	16"	9.296
205661	3"	2"	1/8"	16"	11.896
6746	3-1/2"	1-1/4"	1/8"	16"	11.104

CHANNELS



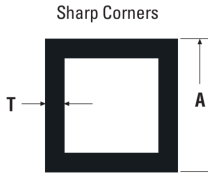
Sect. No.	DIMENSIONS				Wght per Lgth
	A	B	T	Lgth	
87754	1/2"	1/2"	1/16"	24.083	2.456
2749	1/2"	1/2"	3/32"	16.000	2.368
8997	1/2"	3/4"	1/8"	16.000	4.208
4533	5/8"	5/8"	1/8"	16.000	3.904
2715	3/4"	3/8"	1/8"	16.000	2.992
2169	3/4"	3/4"	1/16"	16.000	2.528
3547	3/4"	3/4"	1/8"	16.000	4.800
25755	3/4"	1-1/2"	1/8"	16.000	8.416
1940	1"	1/2"	1/8"	20.000	5.260
3978	1"	3/4"	1/8"	16.000	5.392
7484	1"	1"	1/8"	16.000	6.608
7486	1"	1-1/2"	1/8"	24.000	13.512
7485	1"	2"	1/8"	16.000	11.408
4286	1-1/4"	1/2"	1/8"	20.000	6.000
87071	1-1/4"	3/4"	1/8"	20.000	7.480
4542	1-1/4"	1-1/4"	1/8"	16.000	8.416
4300	1-1/2"	1/2"	1/8"	20.000	6.740
4301	1-1/2"	3/4"	1/8"	16.000	6.608
3466	1-1/2"	1-1/2"	1/8"	21.000	13.377
2105	1-3/4"	3/4"	1/8"	16.000	7.200
5714	1-3/4"	1"	1/8"	16.000	8.384
2388	2"	1/2"	1/8"	16.000	6.608
5527	2"	1"	1/8"	20.000	11.260
892	2"	2"	1/4"	22.000	36.300
2748	2-1/4"	7/8"	1/8"	16.000	9.008
40517	2-1/2"	1-1/2"	1/8"	22.000	17.314
6594	3"	1/2"	1/8"	16.000	9.008
3776	3"	1"	1/8"	16.000	11.408
21410	4"	1-3/4"	1/8"	24.000	26.376
17146	5"	2"	3/16"	16.000	31.940

ANGLES - EQUAL LEGS Sharp Corners




Sect. No.	DIMENSIONS				Wght per Lgth
	A	B	T	Lgth	
1312	1/2"	1/2"	1/16"	16"	1.120
79h	1/2"	1/2"	1/8"	16"	2.096
79a	5/8"	5/8"	1/8"	16"	2.688
472	3/4"	3/4"	1/16"	16"	1.728
79a	3/4"	3/4"	1/8"	16"	3.296
79m	1"	1"	1/16"	16"	2.320
79g	1"	1"	1/8"	16"	4.496
79b	1"	1"	3/16"	16"	6.528
79t	1-1/4"	1-1/4"	1/8"	16"	5.696
79p	1-1/4"	1-1/4"	3/16"	16"	8.304
79v	1-1/2"	1-1/2"	1/8"	16"	6.896
79n	1-1/2"	1-1/2"	3/16"	16"	10.128
79y	1-3/4"	1-3/4"	1/8"	16"	8.096
1071	2"	2"	1/16"	16"	4.688
79x	2"	2"	1/8"	16"	9.296
79e	2"	2"	1/4"	16"	17.984
79xx	2-1/2"	2-1/2"	1/8"	16"	11.696
79yy	3"	3"	1/8"	16"	14.096
79nn	3"	3"	3/16"	16"	20.928
791	4"	4"	1/8"	16"	18.896

SQUARE TUBING Sharp Corners



Sect. No.	DIMENSIONS			Wght per Lgth
	A	T	Lgth	
st3416	3/4"	1/16"	24.083	4.937
st34	3/4"	1/8"	24.083	9.055
st116	1"	1/16"	24.083	6.743
st1	1"	1/8"	24.083	12.668
st114	1-1/4"	1/8"	24.083	16.280
st112	1-1/2"	1/8"	24.083	19.868
st134	1-3/4"	1/8"	24.083	23.457
st2	2"	1/8"	24.083	27.117
st3	3"	1/8"	24.083	41.567
st4	4"	1/8"	24.083	56.402
st6	6"	1/8"	24.083	84.893

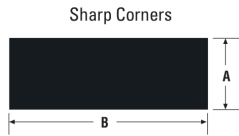
Panel Z Clip



CMA29 Panel Z Clip x 16" - 6.032 lbs.

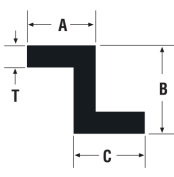
WE PAY FREIGHT ON ALL SHEET & EXTRUSION ORDERS OVER 100 LBS.
We gladly cut our extrusions to-length!

RECTANGULAR BAR Sharp Corners



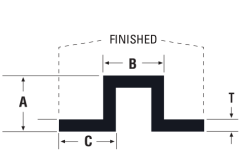
Sect. No.	DIMENSIONS			Wght per Lgth
	A	B	Lgth	
b1812	1/8"	1/2"	16"	1.200
b1834	1/8"	3/4"	16"	1.808
b181	1/8"	1"	16"	2.400
b18114	1/8"	1-1/4"	16"	2.992
b18112	1/8"	1-1/2"	16"	3.600
b18134	1/8"	1-3/4"	16"	4.208
b182	1/8"	2"	16"	4.800
b18212	1/8"	2-1/2"	16"	6.016
b31612	3/16"	1-1/2"	16"	1.808
b3161	3/16"	1"	16"	3.616
b1412	1/4"	1-1/2"	16"	2.400
b1434	1/4"	3/4"	16"	3.600
b141	1/4"	1"	16"	4.800
b14114	1/4"	1-1/4"	16"	6.016
b14112	1/4"	1-1/2"	16"	7.200
b14134	1/4"	1-3/4"	16"	8.416
b142	1/4"	2"	16"	9.600
b14212	1/4"	2-1/2"	16"	12.000
b143	1/4"	3"	16"	14.400
b381	3/8"	1"	16"	7.200
b38114	3/8"	1-1/4"	16"	9.024
b38112	3/8"	1-1/2"	16"	10.800
b382	3/8"	2"	16"	14.400
b1234	1/2"	3/4"	16"	7.200
b121	1/2"	1"	16"	9.600
b12114	1/2"	1-1/4"	16"	12.000
b12112	1/2"	1-1/2"	16"	14.400
b122	1/2"	2"	16"	19.200
b123	1/2"	3"	16"	28.800
b12	1"	2"	16"	38.400

ZEEES



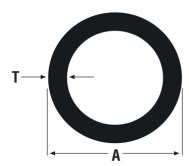
Sect. No.	DIMENSIONS				Wght per Lgth
	A	B	C	T	
205751	3/4"	3/4"	3/4"	1/8"	4.800
23787	3/4"	7/8"	3/4"	1/8"	5.104
4374	1-1/8"	1"	1-1/8"	1/8"	7.200

HAT SECTION



Sect. No.	DIMENSIONS				Wght per Lgth
	A	B	C	T	
4370	2"	1"	5/8"	1/8"	12.912

ROUND TUBE



Sect. No.	DIMENSIONS			Wght per Lgth
	A	T	Lgth	
rt116	1"	1/16"	24"	5.280
rt112	1-1/2"	1/8"	24"	15.552
rt2	2"	1/8"	24"	21.192

Schedule 40 PIPE

rp114	1.660"	0.140
-------	--------	-------