



Prefinished Aluminum Sheet 040 x 48"
POPULAR SIZES (SHEETS PER 500 lb CASE)
48" x 96" (28); 48" x 120" (23); 48" x 144" (19)

SAF 201, SAF 204 Clear Anodized
SAF 244, SAF Dk Bronze Anodized
SAF 245, Extra Dk Bronze Anodized
SAF 246 Black Anodized
SAF 434, Dk Statuary Bronze Fluorocarbon
SAF 434, Classic Bronze/Black Fluorocarbon 2-sides
SAF 434, White Fluorocarbon

Ask about other prefinished thicknesses currently in stock

Stock Aluminum Sheet 5005 AQ

Mill Finish Stock Sizes	Lbs./ Sq. ft.	Lbs./ Sheet	Sheets/ Case 500 lbs
.032 x 48 x 96	0.452	14.464	35
.032 x 48 x 120	"	18.080	28
.040 x 36 x 96	0.564	13.536	37
.040 x 36 x 120	"	16.920	30
.040 x 36 x 144	"	20.304	25
.040 x 48 x 96	"	18.048	28
.040 x 48 x 120	"	22.560	23
.040 x 48 x 144	"	27.072	19
.040 x 60 x 96	"	22.560	28
.040 x 60 x 120	"	28.200	18
.040 x 60 x 144	"	33.840	15
.050 x 48 x 96	0.706	22.592	23
.050 x 48 x 120	"	28.240	18
.050 x 48 x 144	"	33.888	15
.063 x 48 x 96	0.889	28.448	18
.063 x 48 x 120	"	35.560	15
.063 x 48 x 144	"	42.672	12
.063 x 60 x 120	"	44.000	12
.063 x 60 x 144	"	53.340	10
.080 x 48 x 96	1.127	36.064	14
.080 x 48 x 120	"	45.080	12
.080 x 48 x 144	"	54.096	10
.090 x 36 x 96	1.274	30.576	17
.090 x 36 x 120	"	38.220	14
.090 x 36 x 144	"	45.864	11
.090 x 48 x 96	"	40.768	13
.090 x 48 x 120	"	50.960	10
.090 x 48 x 144	"	61.152	9
.090 x 60 x 96	"	40.768	13
.090 x 60 x 120	"	50.960	10
.090 x 60 x 144	"	61.152	9
.125 x 36 x 96	1.764	42.336	12
.125 x 36 x 120	"	52.920	10
.125 x 36 x 144	"	63.504	8
.125 x 48 x 96	"	56.448	9
.125 x 48 x 120	"	70.560	8
.125 x 48 x 144	"	84.672	6
.125 x 48 x 168	"	98.784	6
.125 x 60 x 96	"	70.560	8
.125 x 60 x 120	"	88.200	6
.125 x 60 x 144	"	105.840	5
.190 x 48 x 120	2.646	105.840	5
.250 x 48 x 120	3.528	141.120	4

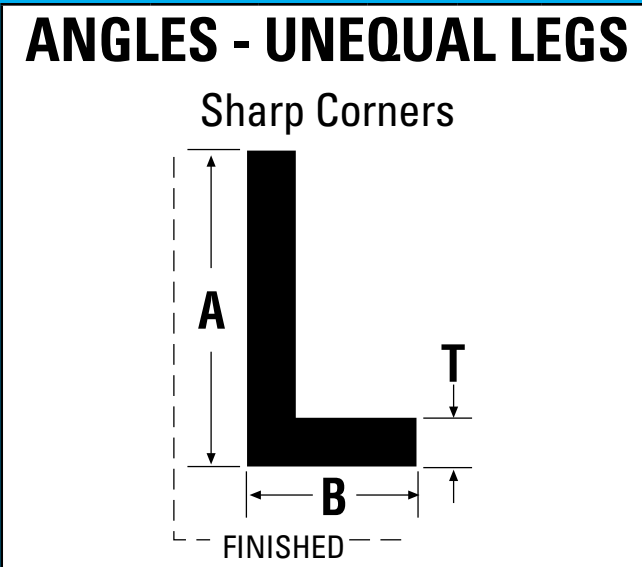
We can paint any of the sheet sizes listed.

Panel Clip
(See reverse side for more panel extrusions.)

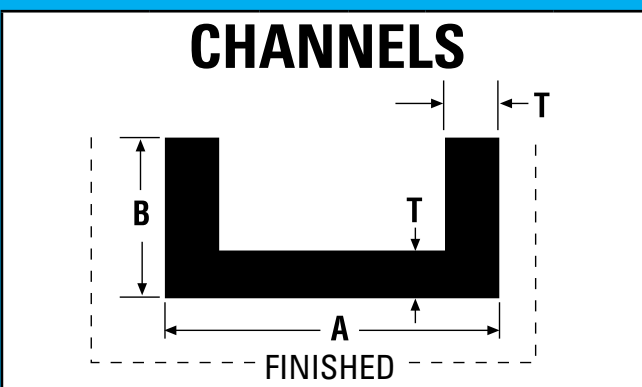
0.141
CMA29 Panel Z Clip x 16' - 6.032 lbs.

Brake Metal Clip
(for .125")

CMA162 Brake Metal Clip x 12' - 3.144 lbs.

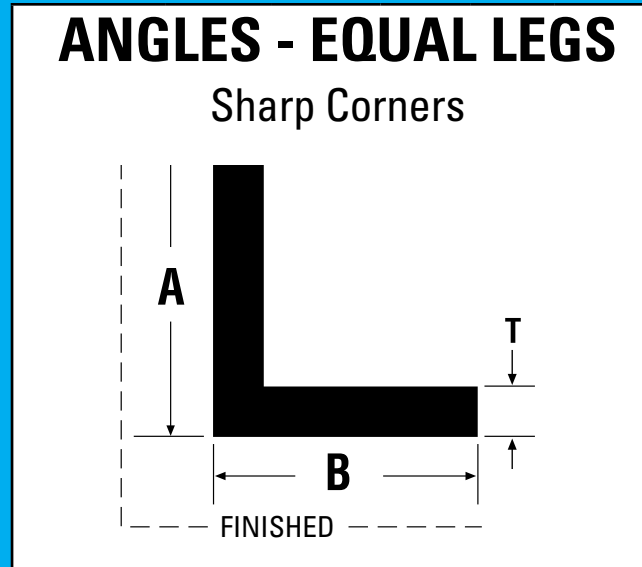


Sect. No.	DIMENSIONS				Wght per Lgth
	A	B	T	Lgth	
1944	3/4"	3/8"	3/32"	16'	1.856
13754	3/4"	1/2"	1/16"	16'	1.424
1943	1"	1/2"	3/32"	16'	2.528
7201	1"	1/2"	1/8"	16'	3.296
7385	1"	3/4"	1/8"	16'	3.904
2927	1"	4"	1/8"	16'	11.696
895	1-1/4"	1/2"	1/8"	16'	3.904
8392	1-1/2"	1/2"	1/8"	16'	4.496
5137	1-1/2"	3/4"	1/8"	16'	5.104
7613	1-1/2"	1"	1/8"	16'	5.696
870701	1-3/4"	7/8"	1/16"	16'	3.056
158262	1-3/4"	1"	1/8"	16'	6.304
7257	1-3/4"	1-5/8"	1/16"	16'	3.824
205621	2"	3/4"	1/8"	16'	6.304
6844	2"	1"	1/8"	16'	6.896
17338	2"	1-1/2"	1/8"	16'	8.096
205701	2"	4"	1/8"	241"	21.217
205631	2-1/2"	1"	1/8"	16'	8.096
205641	2-1/2"	1-1/2"	1/8"	16'	9.296
7035	3"	1"	1/8"	16'	9.296
205661	3"	2"	1/8"	16'	11.696
6746	3-1/2"	1-1/4"	1/8"	16'	11.104

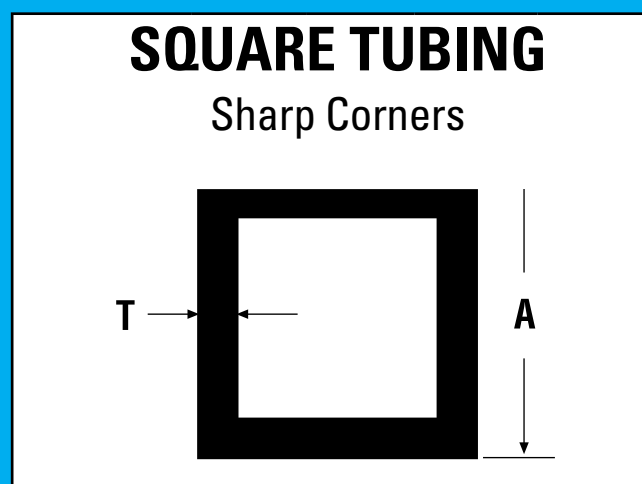


Sect. No.	DIMENSIONS				Wght per Lgth
	A	B	T	Lgth	
87754	1/2"	1/2"	1/16"	24.083	2.456
2749	1/2"	1/2"	3/32"	16.000	2.368
8997	1/2"	3/4"	1/8"	16.000	4.208
4533	5/8"	5/8"	1/8"	16.000	3.904
2715	3/4"	3/8"	1/8"	16.000	2.992
2169	3/4"	3/4"	1/16"	16.000	2.528
3547	3/4"	3/4"	1/8"	16.000	4.800
25755	3/4"	1-1/2"	1/8"	16.000	8.416
1940s192	1"	1/2"	1/8"	16.000	4.208
3978	1"	3/4"	1/8"	16.000	5.392
7484	1"	1"	1/8"	16.000	6.608
4847	1"	1"	1/8"	24.000	9.912
7486	1"	1-1/2"	1/8"	24.000	13.512
7485	1"	2"	1/8"	16.000	11.408
5874	1"	2"	1/8"	24.000	17.112
4286s192	1-1/4"	1/2"	1/8"	16.000	4.800
87071s192	1-1/4"	3/4"	1/8"	16.000	5.984
4542	1-1/4"	1-1/4"	1/8"	16.000	8.416
4300s192	1-1/2"	1/2"	1/8"	16.000	5.392
4301	1-1/2"	3/4"	1/8"	16.000	6.608
3466s192	1-1/2"	1-1/2"	1/8"	16.000	10.192
2105	1-3/4"	3/4"	1/8"	16.000	7.200
5714	1-3/4"	1"	1/8"	16.000	8.384
5527s192	2"	1"	1/8"	16.000	9.008
892s192	2"	2"	1/4"	16.000	25.824
2748	2-1/4"	7/8"	1/8"	16.000	9.008
40517s192	2-1/2"	1-1/2"	1/8"	16.000	14.048
3776	3"	1"	1/8"	16.000	11.408

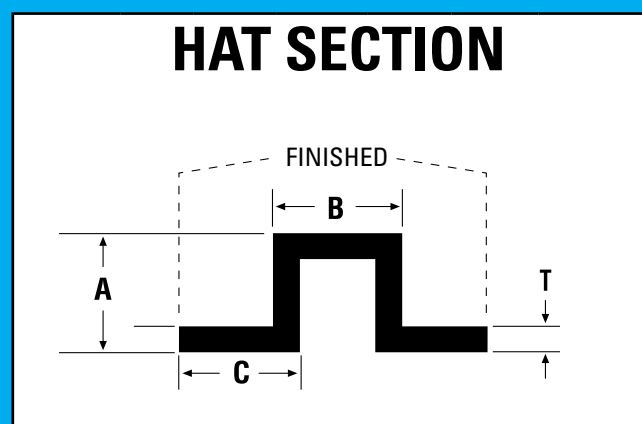
ALL SAF EXTRUSIONS ARE 6063T5 ALLOY UNLESS OTHERWISE NOTED



Sect. No.	DIMENSIONS				Wght per Lgth
	A	B	T	Lgth	
1312	1/2"	1/2"	1/16"	16'	1.120
79h	1/2"	1/2"	1/8"	16'	2.096
79o	5/8"	5/8"	1/8"	16'	2.688
472	3/4"	3/4"	1/16"	16'	1.728
79a	3/4"	3/4"	1/8"	16'	3.296
79m	1"	1"	1/16"	16'	2.320
79g	1"	1"	1/8"	16'	4.496
79t	1-1/4"	1-1/4"	1/8"	16'	5.696
79v	1-1/2"	1-1/2"	1/8"	16'	6.896
79n	1-1/2"	1-1/2"	3/16"	16'	10.128
79y	1-3/4"	1-3/4"	1/8"	16'	8.096
1071	2"	2"	1/16"	16'	4.688
79x	2"	2"	1/8"	16'	9.296
79e	2"	2"	1/4"	16'	17.984
79xx	2-1/2"	2-1/2"	1/8"	16'	11.696
79yy	3"	3"	1/8"	16'	14.096
79nn	3"	3"	3/16"	16'	20.928
791	4"	4"	1/8"	16'	18.896

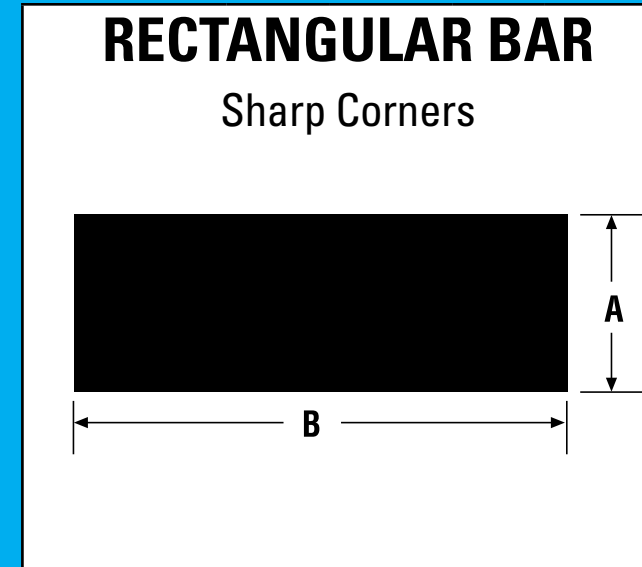


Sect. No.	DIMENSIONS			Wght per Lgth
	A	T	Lgth	
st3416	3/4"	1/16"	24.083	4.937
st34	3/4"	1/8"	24.083	9.055
st116	1"	1/16"	24.083	6.743
st1	1"	1/8"	24.083	12.668
st114	1-1/4"	1/8"	24.083	16.280
st112	1-1/2"	1/8"	24.083	19.868
st134	1-3/4"	1/8"	24.083	23.457
st2	2"	1/8"	24.083	27.117
st3	3"	1/8"	24.083	41.567
st4	4"	1/8"	24.083	56.402
st412s	4-1/2"	1/8"	12.083	31.512
st6	6"	1/8"	24.083	84.893

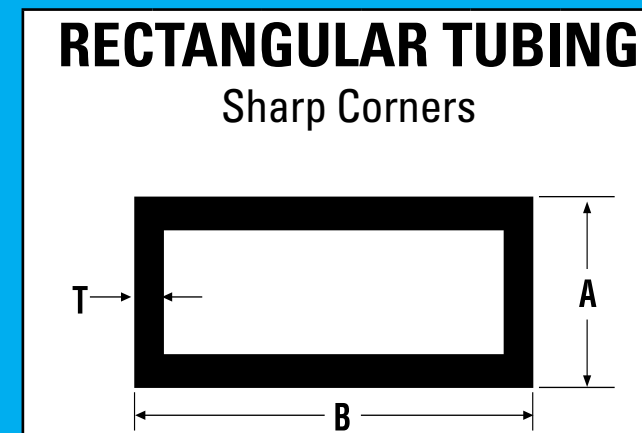


Sect. No.	DIMENSIONS					Wght per Lgth
	A	B	C	T	Lgth	
4370	2"	1"	5/8"	1/8"	16'	12.912

We gladly cut our extrusions to length!
CNC extrusion fabrication
ACM panels & panel extrusions

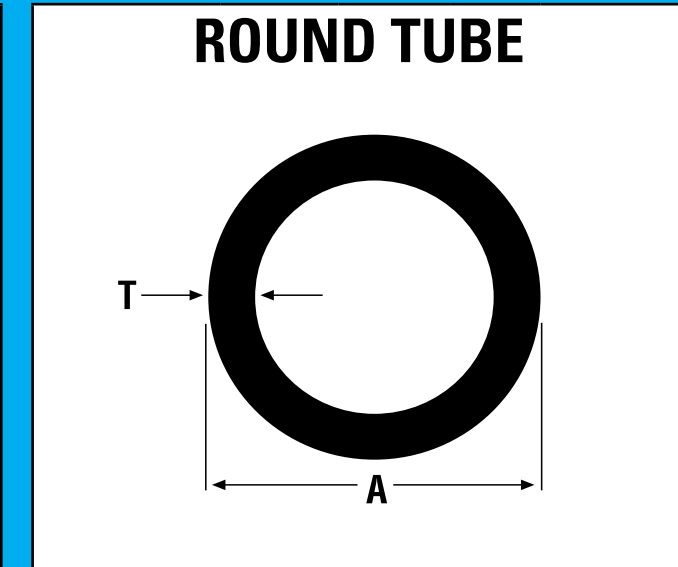


Sect. No.	DIMENSIONS			Wght per Lgth
	A	B	Lgth	
b1812	1/8"	1/2"	16'	1.200
b1834	1/8"	3/4"	16'	1.808
b181	1/8"	1"	16'	2.400
b18114	1/8"	1-1/4"	16'	2.992
b18112	1/8"	1-1/2"	16'	3.600
b18134	1/8"	1-3/4"	16'	4.208
b182	1/8"	2"	16'	4.800
b18212	1/8"	2-1/2"	16'	6.016
b1412	1/4"	1/2"	16'	2.400
b1434	1/4"	3/4"	16'	3.600
b141	1/4"	1"	16'	4.800
b14114	1/4"	1-1/4"	16'	6.016
b14112	1/4"	1-1/2"	16'	7.200
b14134	1/4"	1-3/4"	16'	8.416
b142	1/4"	2"	16'	9.600
b14212	1/4"	2-1/2"	16'	12.000
b143	1/4"	3"	16'	14.400
b38114	3/8"	1-1/4"	16'	9.024
b38112	3/8"	1-1/2"	16'	10.800
b121	1/2"	1"	16'	9.600
b12114	1/2"	1-1/4"	16'	12.000
b12112	1/2"	1-1/2"	16'	14.400
b122	1/2"	2"	16'	19.200

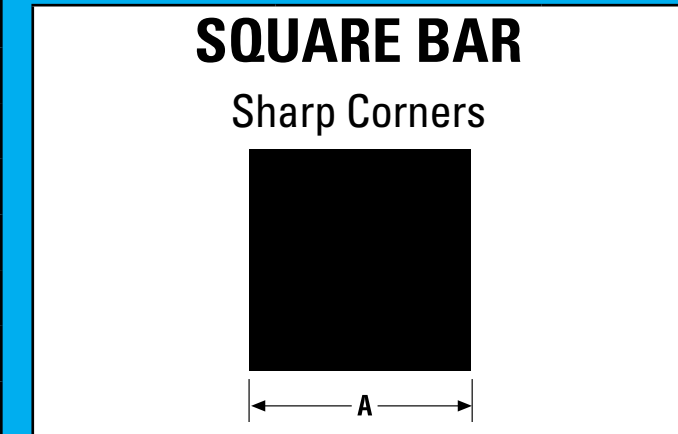


Sect. No.	DIMENSIONS				Wght per Lgth
	A	B	T	Lgth	
t121s289	1/2"	1"	1/8"	24.08	9.152
t34112	3/4"	1-1/2"	1/8"	24.08	14.546
t1112	1"	1-1/2"	1/8"	24.08	16.304
t12	1"	2"	1/8"	24.08	20.109
t13	1"	3"	1/8"	24.08	27.117
t14	1"	4"	1/8"	24.08	34.342
t16	1"	6"	1/8"	24.08	49.659
t11421	1-1/4"	2-1/2"	1/8"	24.08	25.287
t1122	1-1/2"	2"	1/8"	24.08	23.454
t134214	1-3/4"	2-1/4"	1/8"	24.08	27.117
t1343	1-3/4"	3"	1/8"	24.08	32.247
79839	1-3/4"	4"	1/8"	24.08	39.737
t13441	1-3/4"	4-1/2"	1/8"	24.08	43.349
t1345	1-3/4"	5"	1/8"	24.08	47.058
t23	2"	3"	1/8"	24.08	34.342
t24	2"	4"	1/8"	24.08	41.567
t2412	2"	4-1/2"	1/8"	24.08	45.180
t25	2"	5"	1/8"	24.08	48.744
t26	2"	6"	1/8"	24.08	56.017
t28	2"	8"	1/8"	24.08	70.419
t34	3"	4"	1/8"	24.08	48.792
t36	3"	6"	1/8"	24.08	63.218
t46	4"	6"	1/8"	24.08	70.804

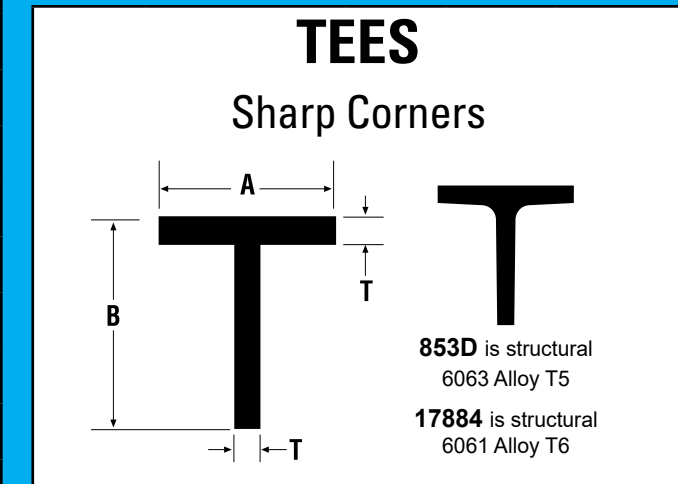
ASK ABOUT:
✓ Brake metal fabrication & painting available in two weeks under \$5,000
✓ Next-day out anodized extrusions
✓ 3-day out painted extrusions



Sect. No.	DIMENSIONS			Wght per Lgth
	A	T	Lgth	
rt112	1-1/2"	1/8"	24'	15.552



Sect. No.	DIMENSIONS		Wght per Lgth
	A	Lgth	
sb12	1/2"	16'	4.800



Sect. No.	DIMENSIONS				Wght per Lgth
	A	B	T	Lgth	
25055	1"	1"	1/8"	16'	4.496
5951	1-1/4"	7/8"	1/8"	16'	4.800
18906	2"	3/4"	1/8"	16'	6.304
243	2"	2"	1/8"	16'	9.296
853D	3"	3"	3/8"	16'	4

