

SUBMITTAL / DATA SHEET

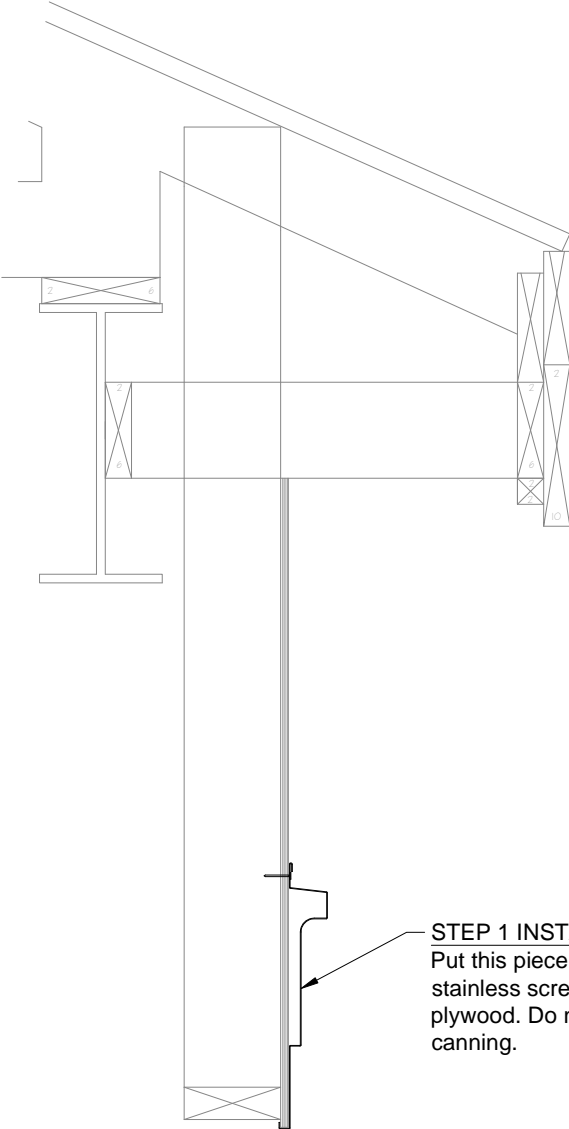
Perimeter  
Systems

*Innovative Aluminum Architecture*

A division of



8370 East Hwy 78  
Villa Rica, GA 30180  
800-334-9823 770-942-1207 Fax 942-4173



**STEP 1 INSTALL F**  
Put this piece snug against the plywood and use #10x1" stainless screws to fasten this piece to the fasten it to the plywood. Do not overdrive the screws as this will cause oil canning.

SUBMITTAL / DATA SHEET

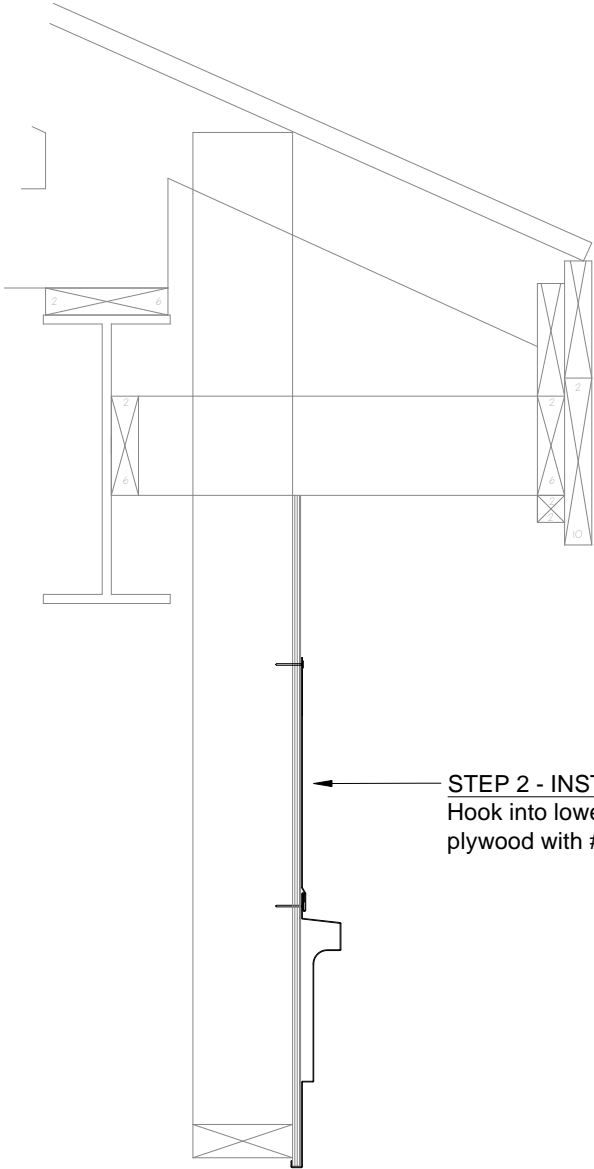
Perimeter  
Systems

*Innovative Aluminum Architecture*

A division of



8370 East Hwy 78  
Villa Rica, GA 30180  
800-334-9823 770-942-1207 Fax 942-4173



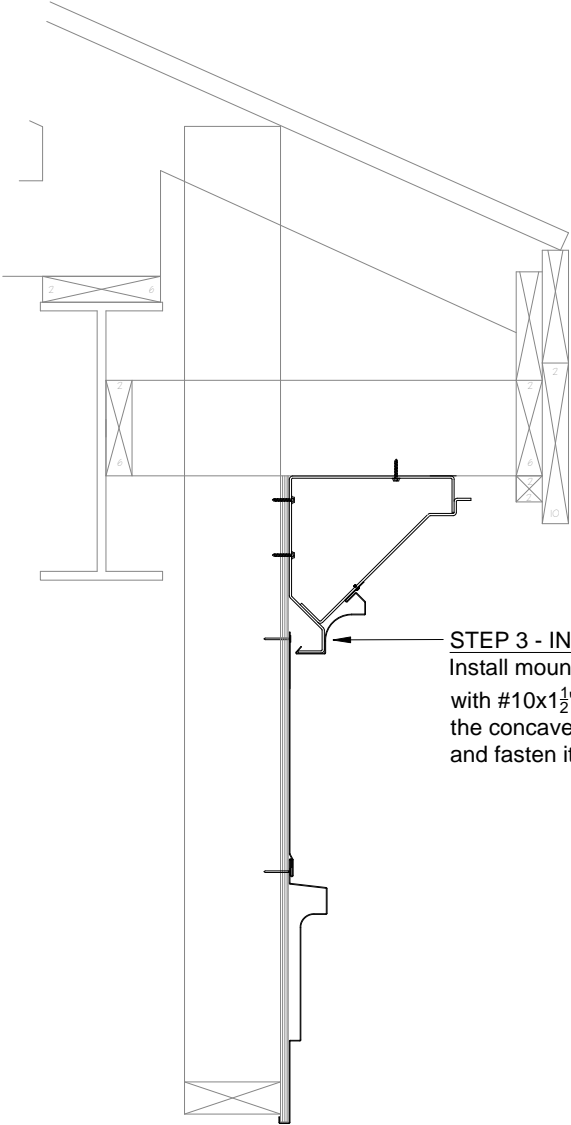
**STEP 2 - INSTALL E**  
Hook into lower cornice piece and pull tight and fasten to the plywood with #10x1" stainless screws.

SUBMITTAL / DATA SHEET

Perimeter  
Systems  
*Innovative Aluminum Architecture*

A division of **SAF**

8370 East Hwy 78  
Villa Rica, GA 30180  
800-334-9823 770-942-1207 Fax 942-4173



**STEP 3 - INSTALL BRACKET AND D**  
Install mounting bracket, fasten to plywood and outrigger with #10x1 1/2" stainless screws. Then hook the bottom of the concave piece onto the bottom of the mounting bracket and fasten it to the mounting bracket with an aluminum rivet.

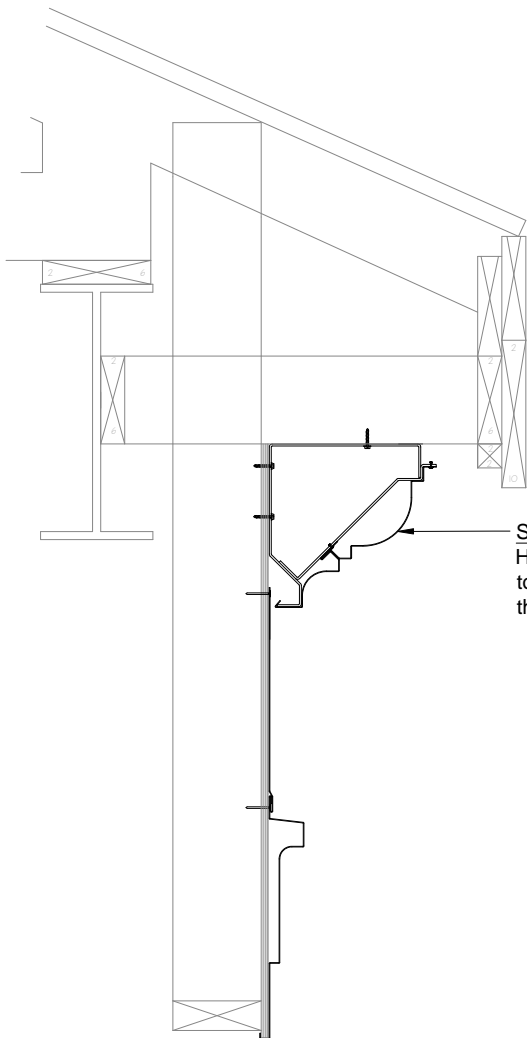
SUBMITTAL / DATA SHEET

Perimeter  
Systems

*Innovative Aluminum Architecture*

A division of **SAF**

8370 East Hwy 78  
Villa Rica, GA 30180  
800-334-9823 770-942-1207 Fax 942-4173



**STEP 4 - INSTALL D**  
Hook the bottom of the convex piece into the top of the concave piece and fasten the top to the mounting bracket with an aluminum rivet.

SUBMITTAL / DATA SHEET

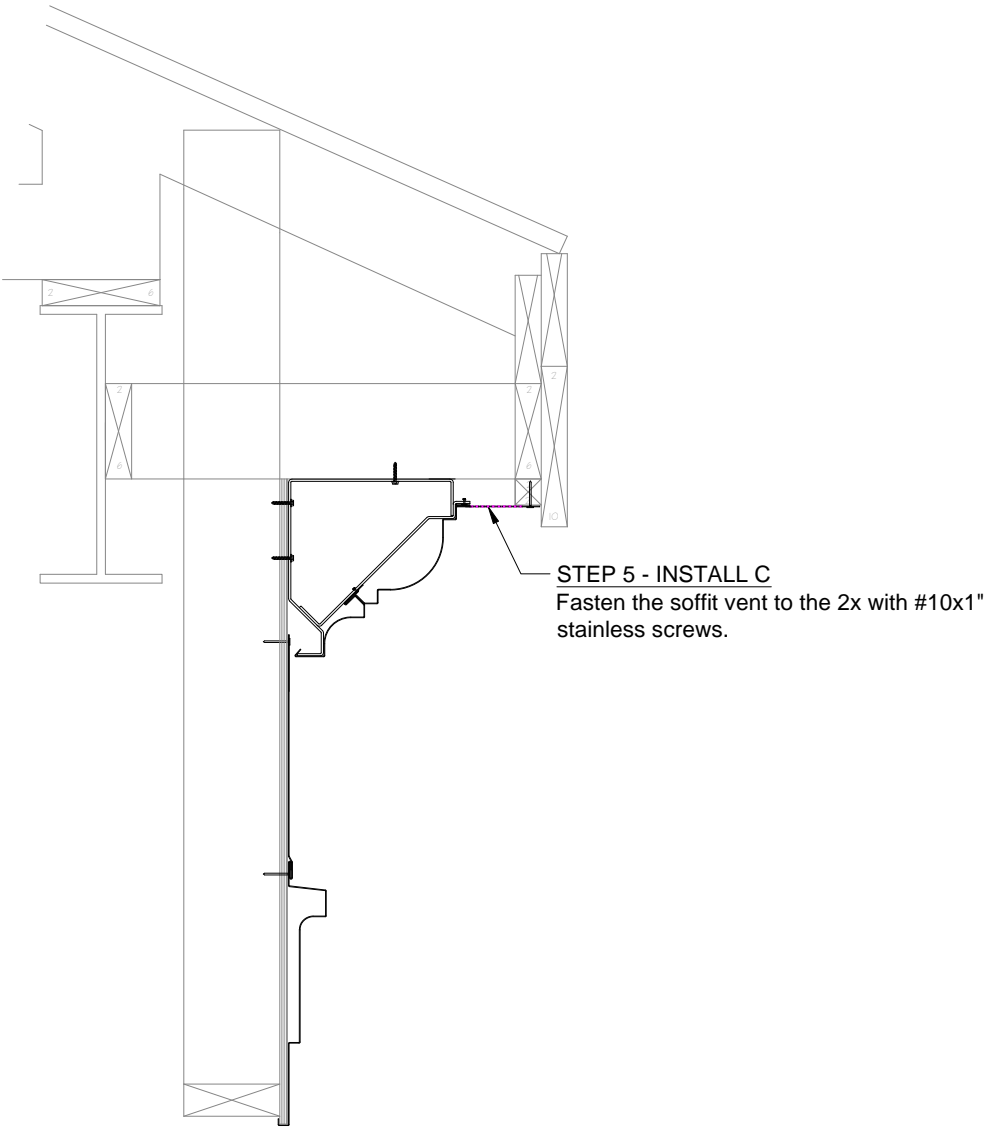
Perimeter  
Systems

*Innovative Aluminum Architecture*

A division of



8370 East Hwy 78  
Villa Rica, GA 30180  
800-334-9823 770-942-1207 Fax 942-4173



SUBMITTAL / DATA SHEET

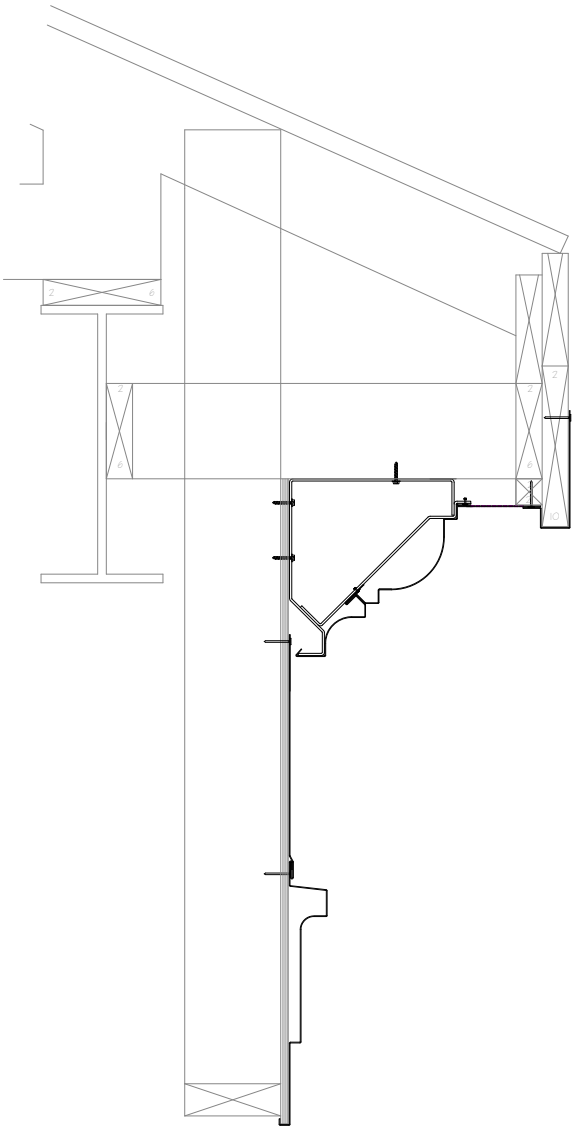
Perimeter  
Systems

*Innovative Aluminum Architecture*

A division of



8370 East Hwy 78  
Villa Rica, GA 30180  
800-334-9823 770-942-1207 Fax 942-4173



**STEP 6 - INSTALL B**  
Hook the j-cover around the 2x  
and fasten the top to the same  
2x with #10x1" stainless screws.

# SUBMITTAL / DATA SHEET

Perimeter  
Systems

*Innovative Aluminum Architecture*

A division of



8370 East Hwy 78  
Villa Rica, GA 30180  
800-334-9823 770-942-1207 Fax 942-4173

