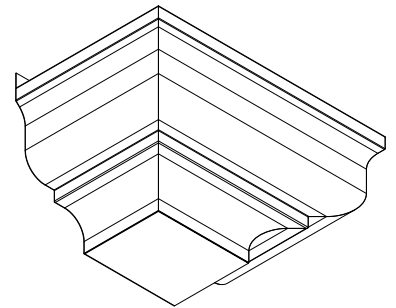
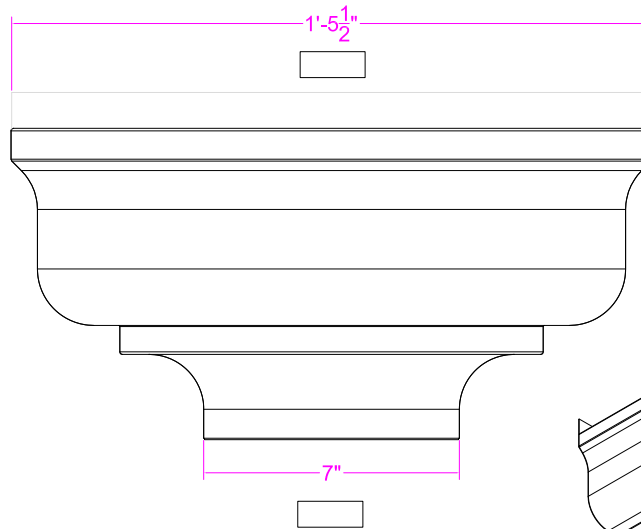
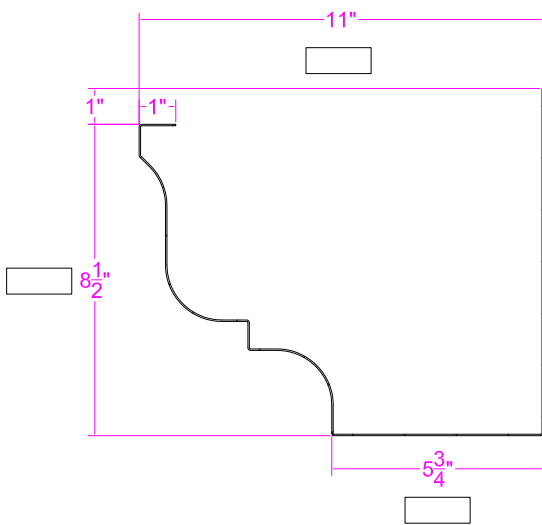
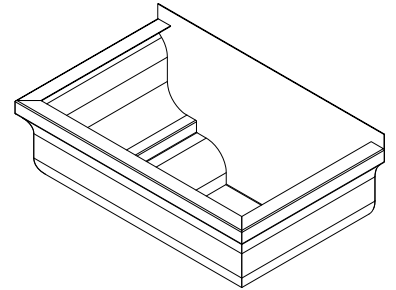




SUBMITTAL / DATA SHEET

**Conductor Head
 Style 3**



Material Options

Metal	C.H.	Bracket
Aluminum		
0.040	<input type="checkbox"/>	
0.050	<input type="checkbox"/>	
0.063	<input type="checkbox"/>	
0.080	<input type="checkbox"/>	<input type="checkbox"/>
0.090	<input type="checkbox"/>	<input type="checkbox"/>
0.125		<input type="checkbox"/>
0.1875		<input type="checkbox"/>
0.250		<input type="checkbox"/>
Copper		
16 oz	<input type="checkbox"/>	
20 oz	<input type="checkbox"/>	
32 oz	<input type="checkbox"/>	<input type="checkbox"/>

(Other Materials are Available upon Request)

Finish Options

Finish	C.H.	Bracket
EZ Mix Kynar	<input type="checkbox"/>	<input type="checkbox"/>
Custom Kynar	<input type="checkbox"/>	<input type="checkbox"/>
Anodized	<input type="checkbox"/>	<input type="checkbox"/>
Mill Finish	<input type="checkbox"/>	<input type="checkbox"/>

Component Options

Feature	Yes	No
Decorative Bracket	<input type="checkbox"/>	<input type="checkbox"/>
Rear Upper Flange	<input type="checkbox"/>	<input type="checkbox"/>
Custom Size	<input type="checkbox"/>	<input type="checkbox"/>
Welded Outlet	<input type="checkbox"/>	<input type="checkbox"/>

Conductor Head: Also know as Leader Heads, Collector Heads, Collector Boxes, Scupper Boxes, Rain Collectors, Rain or Rainwater Heads are a decorative architectural feature for roof drainage. Available in a variety of sizes, shapes, metal types and thicknesses. Each types is precision crafted with welded seams. Custom unique systems are available.

*(Default Selection are **BOLD**)*

Customer:

Project:

Address:

Location:

Phone / Fax:

Architect: