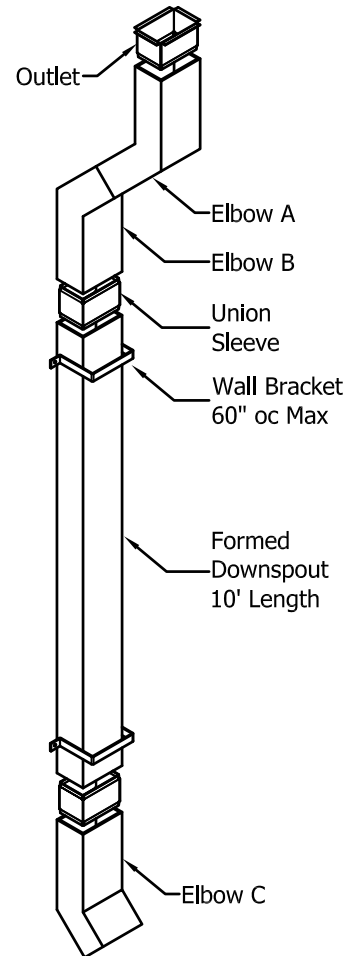
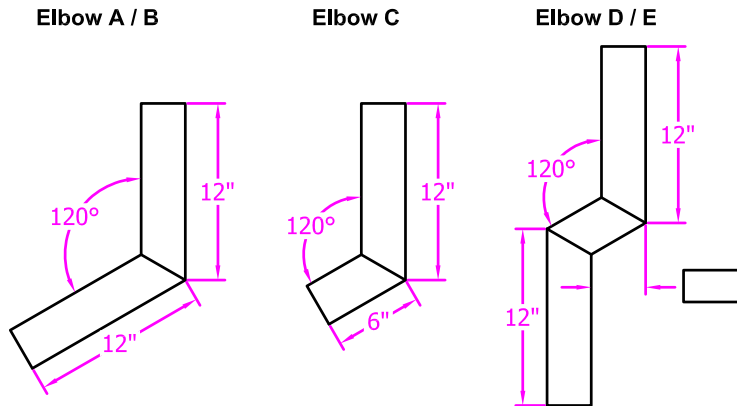
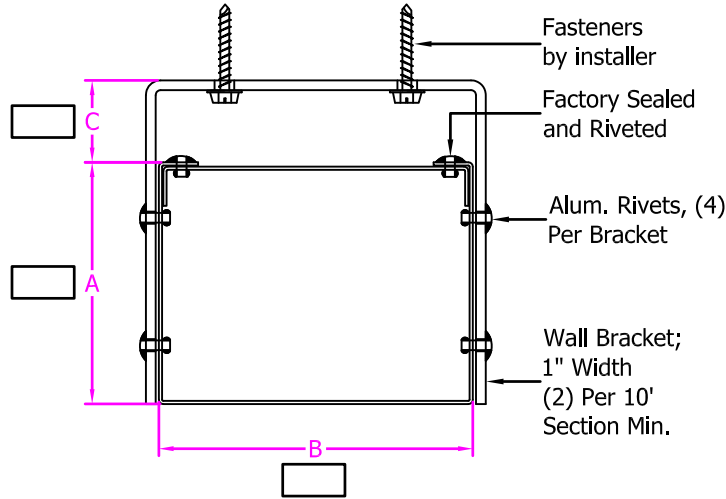
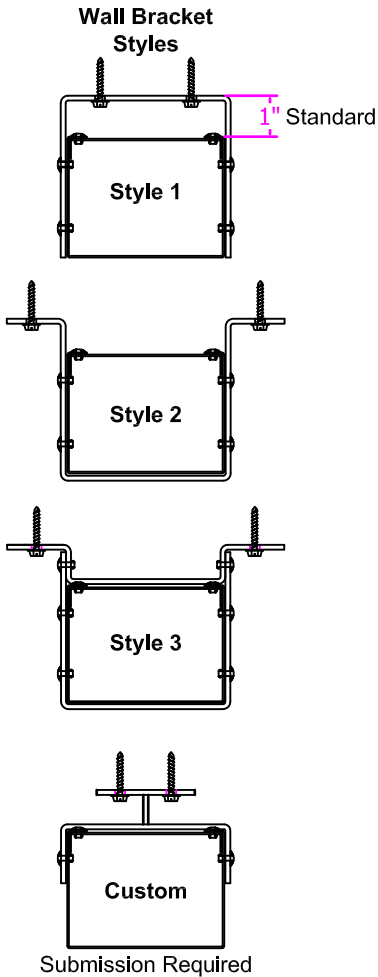




SUBMITTAL / DATA SHEET

Designer Series Downspouts
Formed Square & Rectangular (2 piece)



Material Options

Finish Options

Size Options

| Metal | Body | Bracket |
|----------|--------------------------|--------------------------|
| Aluminum | | |
| 0.040 | <input type="checkbox"/> | |
| 0.050 | <input type="checkbox"/> | |
| 0.063 | <input type="checkbox"/> | |
| 0.080 | <input type="checkbox"/> | |
| 0.090 | <input type="checkbox"/> | |
| 0.125 | | <input type="checkbox"/> |
| 0.1875 | | <input type="checkbox"/> |
| 0.250 | | <input type="checkbox"/> |
| Copper | | |
| 16 oz | <input type="checkbox"/> | |
| 20 oz | <input type="checkbox"/> | |
| 32 oz | <input type="checkbox"/> | <input type="checkbox"/> |

| Finish | Body | Brackets |
|--------------|--------------------------|--------------------------|
| EZ Mix Kynar | <input type="checkbox"/> | <input type="checkbox"/> |
| Custom Kynar | <input type="checkbox"/> | <input type="checkbox"/> |
| Anodized | <input type="checkbox"/> | <input type="checkbox"/> |
| Mill Finish | <input type="checkbox"/> | <input type="checkbox"/> |

| A x B | A x B | Brackets |
|----------------------------------|----------------------------------|----------------------------------|
| 3" x 4" <input type="checkbox"/> | 5" x 5" <input type="checkbox"/> | Style 1 <input type="checkbox"/> |
| 4" x 4" <input type="checkbox"/> | 5" x 6" <input type="checkbox"/> | Style 2 <input type="checkbox"/> |
| 4" x 5" <input type="checkbox"/> | 6" x 6" <input type="checkbox"/> | Style 3 <input type="checkbox"/> |
| 4" x 6" <input type="checkbox"/> | Custom <input type="checkbox"/> | Custom <input type="checkbox"/> |

Formed Downspouts: Our downspouts are manufactured in square, rectangular, open face, and round profiles. Downspouts (other than round and extrusions) are manufactured with an aluminum back plate factory installed to the body, unless noted otherwise. Downspouts and elbows are joined with field installed painted aluminum union sleeves.

Formed Downspout Elbows: Standard size is 12" x 12" x 120° for Elbows A & B and 12" x 6" x 120° for Elbow C. Offset Elbows are also available with a standard 12" vertical leg for the upper and lower section. Required offset must be reported. All elbow types are continuously welded unless noted otherwise.

(Other Materials are Available upon Request)

*(Default Selection are **BOLD**)*

Customer:

Project:

Address:

Location:

Phone / Fax:

Architect: