

SUBMITTAL / DATA SHEET

Perimeter
Systems

Innovative Aluminum Architecture

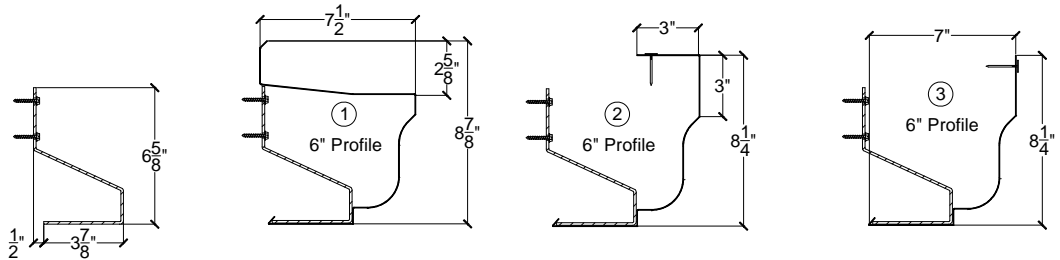
A division of **SAF**

8370 East Hwy 78
Villa Rica, GA 30180
800-334-9823 770-942-1207 Fax 942-4173

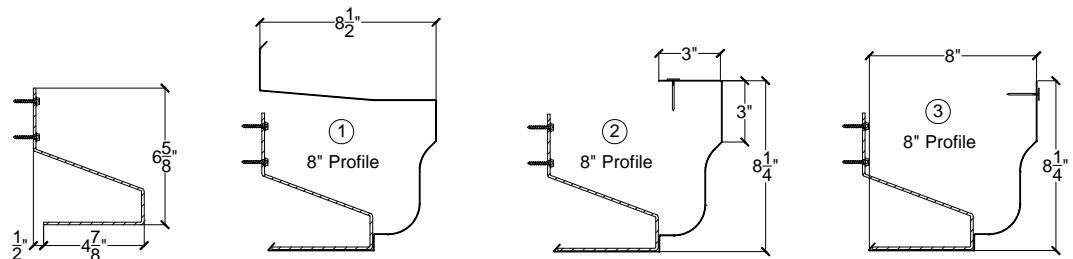
Colonial Cornice Mouldings

- ① Colonial Moulding Profile, style 1, is designed to align with the Colonial Series Designer gutter system and has a closed top. This profile is used to continue the "gutter cornice" where no gutter is required.
- ② Colonial Moulding Profile, Style 2, designed for flat or rake roof edges. Its roof deck flange is fastened with stainless screws at 24" centers. Its lower hemmed edge hooks onto mounting brackets spaced at 24" centers.
- ③ Colonial Moulding Profile, Style 3, designed for fascia mounting. Its upper edge is fastened with stainless screws at 24" centers. Its lower hemmed edge hooks onto mounting brackets spaced at 24" centers.

6" Colonial Profile mounting bracket. .125" x 1" aluminum installed at 24" centers with (2) 1" s.s. screws.



8" Colonial Profile mounting bracket. .125" x 1" aluminum installed at 24" centers with (2) 1" s.s. screws.



Drawing No. 51

SUBMITTAL / DATA SHEET

Perimeter
Systems

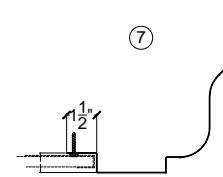
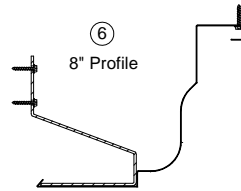
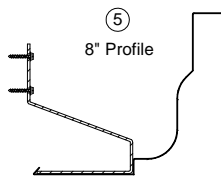
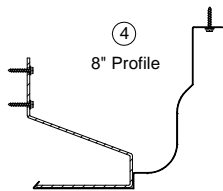
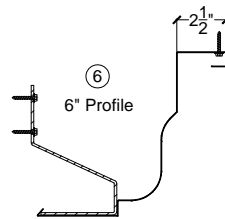
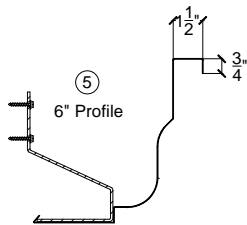
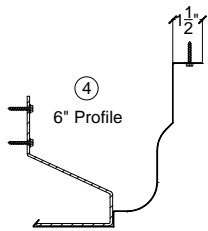
Innovative Aluminum Architecture

A division of **SAF**

8370 East Hwy 78
Villa Rica, GA 30180
800-334-9823 770-942-1207 Fax 942-4173

Colonial Cornice Mouldings

- ④ Colonial Moulding Profile, style 4, designed for soffit mounting. Its upper edge is fastened with stainless screws at 24" centers. Its lower hemmed edge hooks onto mounting brackets spaced at 24" centers.
- ⑤ Colonial Moulding Profile, Style 5, designed for soffit mounting. Its upper edge may be fastened with stainless screws at 24" centers. Its lower hemmed edge hooks onto mounting brackets spaced at 24" centers.
- ⑥ Colonial Moulding Profile, Style 6, designed for soffit mounting. Its upper edge is fastened with stainless screws at 24" centers. This moulding comes with a notched edge to allow concealed fastening and to adjoin cornice members and its lower hemmed edge hooks onto mounting brackets spaced at 24" centers.
- ⑦ All Colonial Cornice Mouldings are available for adjoining soffits. The moulding's lower edge is configured for fastening to the cornice framing after which soffit panels and J-moulding are applied.



Drawing No. 52